






DIY CHRISTMAS GIFT TAGS

Print onto A4 or Letter size card at 100%. Cut out each gift tag. Punch out holes with a 6mm craft punch (approx.)
Add some pretty twine or ribbon and attach to a gift!



Bonus extras to cut out and use any way you like eg create a layered effect on your greeting card or gift tags!

All Now. Paper Goods™ designs © The Make Good Co™
This file cannot be shared or redistributed in any way, online or in print. This file is for personal use only and cannot be used for sale or profit.

Share your pics with me on social media!
Tag @thefakegoodco and use #NowPaperGoods



NOW. PAPER GOODS

by The Make Good Co™
Gift Tags 'Christmas' (2016)

© The Make Good Co™ 2016
www.thefakegoodco.com.au